

Cloud Easy Smart Outdoor Gigabit PoE Switch

WI-PCES306G-O | WI-PCES309GF-O



Overview

Cloud Easy Smart Outdoor Gigabit PoE Switch provides a cost-effective, integrated solution for your outdoor CCTV/WLAN system with 4/8 RJ45 PoE ports, which can power and transmit data for IP cameras and other PoE powered devices through a single Ethernet cable, shortening the construction cycle and cost.

This series of switches supports cloud management where you can remotely manage your devices in the cloud platform/mobile app, providing you with intelligent, simple, and easy-to-maintain management measures. Users can view the network status, modify the configuration, and troubleshoot at home anytime.

Features

Wi-Tek Cloud Easy Smart Management

ONVIF cameras and Wi-Tek cloud management devices can be remotely managed through the Wi-Tek cloud platform/mobile APP, making CCTV network projects truly intelligent and easy to maintain. You can easily access and manage your cameras from your phone or computer anytime, anywhere.

Note: The Eweb tunnel can be created only when the easy smart switch is linked with the other type of Wi-Tek cloud management device, such as cloud L2, L3 management switch, gateway, wireless AP, etc.

Automatic Loop Prevention

By default, the switch enables port loop detection. When a loop occurs on the switch, the port which caused the loop will be closed in time to enable the switch to operate properly and maintain service continuity.

Dustproof and Waterproof Enclosure Design

It adopts a high-weather-resistant shell and provides dustproof and waterproof capabilities. It can work normally in extreme environments as low as -30°C and as high as 60°C , without fear of wind, sun, rain, and snow.

Specifications



Model	WI-PCES306G-O	WI-PCES309GF-O
Hardware Version	V1	V1
Interfaces		
Downlink Port	4*10/100/1000Mbps RJ45 PoE Ports	8*10/100/1000Mbps RJ45 PoE Ports
Uplink Port	2*10/100/1000Mbps Ethernet Ports	1*10/100/1000Mbps Ethernet Port 1*100/1000Mbps SFP Slot
PoE		
PoE Port	Port 1–4	Port 1–8
PoE Standard	Port 1–4: 802.3af/at 30W	Port 1–2: 802.3af/at/bt 90W Port 3–8: 802.3af/at 30W
PoE Pin Assignment	1/2(+), 3/6(–)	Port 1–2: 1/2(–), 3/6(+) and 4/5(+),7/8(–) Port 3–8: 1/2(–), 3/6(+)
PoE Power	30W max for each port, 60W max. (PoE power budget)	90W max for port 1–2, 30W max for port 3–8; 110W max. (PoE power budget)
Performance		
Memory and Flash	Memory: 128KB Flash: 16MB	
Switch Property		
Standards and Protocols	IEEE 802.3	IEEE 802.3
	IEEE 802.3u	IEEE 802.3u
	IEEE802.3ab	IEEE802.3ab
	IEEE802.3x	IEEE802.3x
	IEEE802.1q	IEEE802.1q
	IEEE802.1p	IEEE802.1p
	IEEE802.3ad	IEEE802.3ad
	IEEE802.3af	IEEE802.3af
	IEEE802.3at	IEEE802.3at
		IEEE802.3bt

Model	WI-PCES306G-O	WI-PCES309GF-O
Forwarding Mode	Store and Forward	
Switching Capacity	12Gbps	20Gbps
Packet Forwarding Rate	8.93Mpps	14.88Mpps
MAC Address Table	8k	8k
Packet Buffer Memory	4.1Mbit	4.1Mbit
Jumbo Frame	9216Byte	10000Byte
Power Supply		
Input Power	100~240V AC 50/60Hz	
Power Consumption	Idle: 5W 100% Traffic Rate with PoE: 65W	Idle: 5W 100% Traffic Rate with PoE: 115W
Physical Characteristics		
LED Indicators	PWR(Orange) On: The device power on is normal Off: The device is power off for failed	PWR(Orange) On: The device power on is normal Off: The device is power off for failed
	PoE(Orange) On: PoE enabled Off: PoE disabled	PoE(Orange) On: PoE enabled Off: PoE disabled
	Link(Orange) On: Port connected Off: Port disconnected Blinking: Data transmission	Link(Orange) On: Port connected Off: Port disconnected Blinking: Data transmission
		Max On: When total PoE output power>PoE Power Budget*80%, the LED indicator will be on

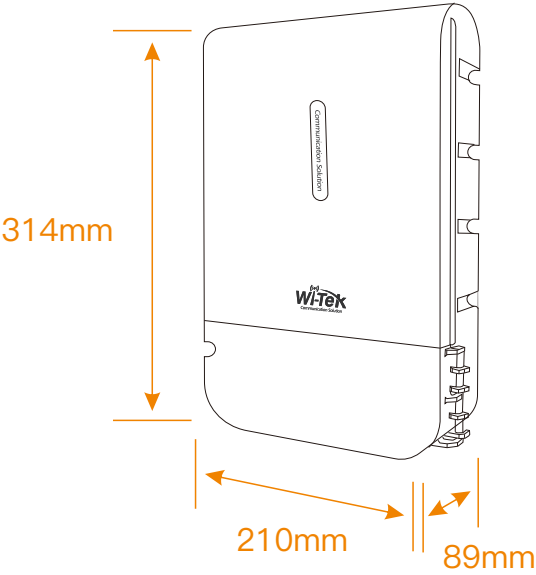
Model		WI-PCES306G-O	WI-PCES309GF-O
Buttons			
DIP Switch		/	1. Extend The transmission distance of PoE port can be up to 250m with 10Mbps 2. VLAN Each PoE port just can send data to Up-link port 3. PD Alive All PoE ports enable PD Alive function, which can detect and reboot the offline compliant PoE powered devices
Reset		Hold for >5 sec. to restore factory default	
Fan Quantity		Fanless	
Switch Dimensions		314*210*89 mm	314*210*89 mm
Package Dimensions		405*253*97 mm	405*253*97 mm
Weight		Net Weight: 1.12kg	Net Weight: 1.43kg
		Package Weight: 1.80kg	Package Weight: 2.14kg
Installation		Wall-mounted, Pole-mounted	
Environmental			
Reliability	Surge Immunity	IEC 61000-4-5 Common mode 4kV Differential mode 2kV	
	ESD Protection	IEC 61000-4-2 Contact discharge 6kV Air discharge 8kV	
Operating Environment		-30℃-60℃ (-22℉-122℉); 10-90% RH non-condensing	
Storage Environment		-40℃-70℃ (-40℉-158℉); 5-90% RH non-condensing	
Certification			
Certification		CE, FCC, RoHS, UKCA, RCM	

Model	WI-PCES306G-O	WI-PCES309GF-O
Software Features		
System Settings	IP Settings	
	User Management	
	Firmware Upgrade	
	Reset	
	Reboot	
Monitoring	Port Statistics	
	Cable Diagnostics	
	Loop Guard	
	Ping Test	
Switch Settings	Port Mirroring	
	Port Isolation	
	Port Reboot	
	Jumbo Frame	
	Static MAC	
	Filter MAC	
	Search MAC	
	MAC List	
	DHCP Snooping	
	Port Aggregation	
QoS	Port Rate*	
	Storm Control	
	Port/802.1p/DSCP priority	
VLAN Settings	Port-based VLAN	
	VLAN Range: 1-4094	
PoE Settings	PoE Basic Settings	
	PD Alive	
	Extend PoE	
ONVIF	Automatically identify IP cameras that support ONVIF	
Wi-Tek Cloud manage	Cloud management and APP management	

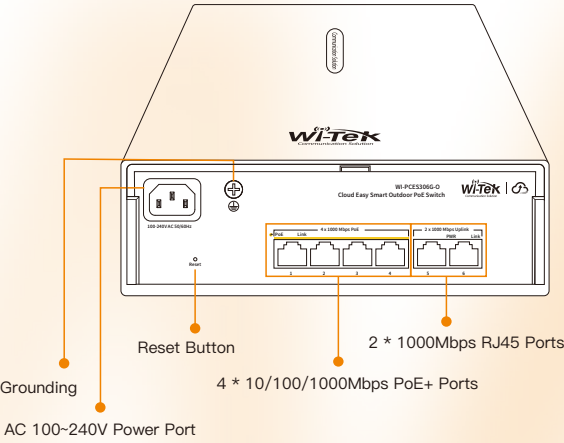
*Limit the Egress/Ingress rate of each port on the switch.

WI-PCES306G-O

Dimensions (mm)

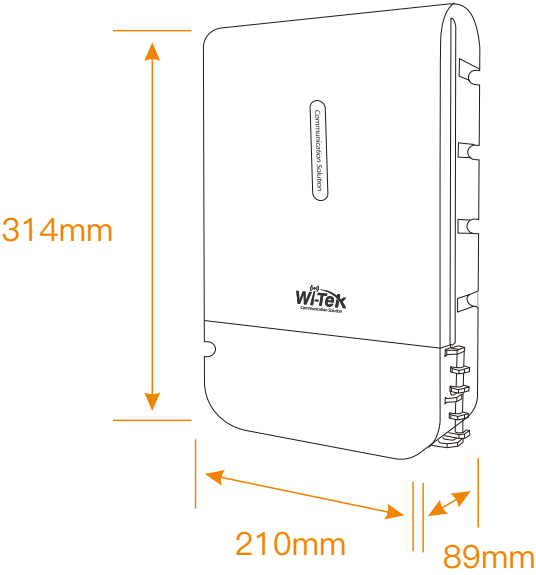


Front Panel

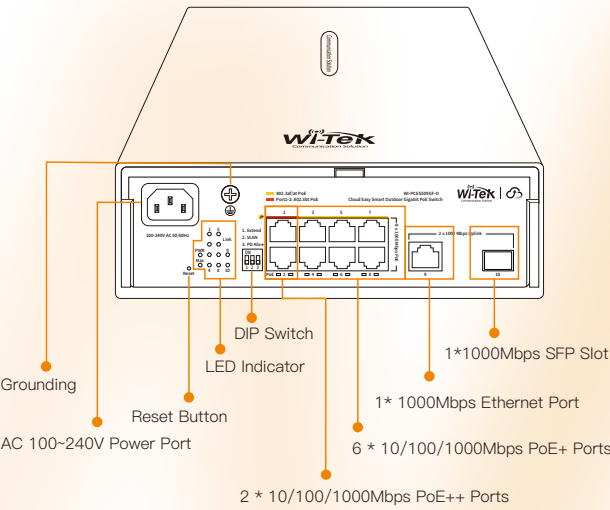


WI-PCES309GF-O

Dimensions (mm)



Front Panel



Package Contents

Welcome to order our products. After purchasing, you will receive:

Items	Quantity
Switch	1 pcs
Rubber Plug	2 pcs
Wall Hanging Positioning Sticker	1 pcs
Power Cord	1 pcs
Metal Tie Accessory	2 pcs
Quick Installation Guide	1 pcs
M36 Waterproof Gland(Optional)	2 pcs



Wireless–Tek Technology Limited
Address:Building 3, Units 1801–1807, 1812, Huaqiang Era Plaza, Tangwei Community, Fuhai Street, Bao’an District, Shenzhen City, Guangdong Province, China.
Website:www.wireless–tek.com
Tel:86–0755–32811290
Email:sales@wireless–tek.com
Technical Support:tech@wireless–tek.com



Technical Support



Cloud Management



Company Website