

An aerial photograph of a large industrial facility, likely a logistics park. The building has a prominent blue roof with a grid of solar panels. The ground is paved and features yellow dashed lines for traffic flow, yellow arrows, and a red triangular yield sign. Several yellow and white containers are parked in rows. A white car is visible near the center, and a forklift is on the right. In the bottom left, there is a bicycle rack and a small building. The overall scene is well-organized and modern.

HIKVISION[®]

**REDUCING RISKS AND
INCREASING EFFICIENCY
WITH EASE
LOGISTICS PARK SOLUTION**



What is a Logistics Park and What Concerns Need to be Addressed?

A Logistics Park is an area zoned and planned for the purpose of transporting goods. We usually see two types of warehouses: a fulfillment center, for shipping and receiving goods, and a dispatch center, where cargo is shipped and vehicles are sent off to their various destinations.

Loss prevention and efficient operations are the two main concerns at any logistics parks. How can managers react quickly when there is a missing or damaged package? Is there a way to trace each step in the process and pinpoint where the problem took place? And of course, is there a tool to digitize and more efficiently manage the docks for loading and unloading?

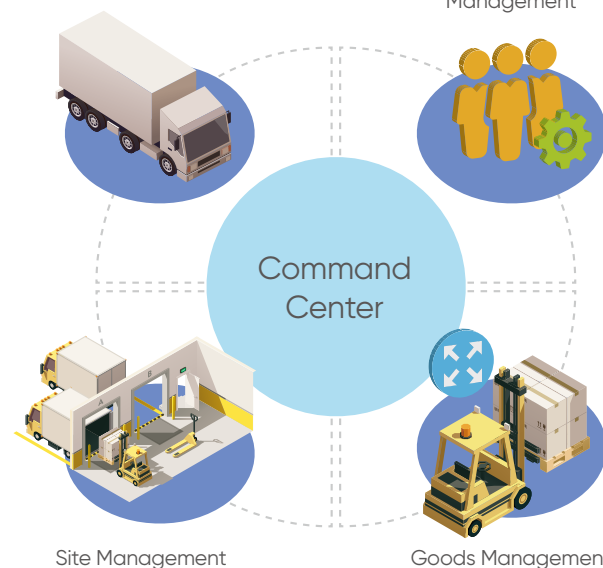


The Hikvision Logistics Solution

Hikvision answers each of these concerns by offering an all-encompassing solution that focuses on four critical components. This solution not only improves safety with its top-notch security solution, but also helps improve operational efficiency through adapting Artificial Intelligence-powered functionality. All together, Hikvision's solution aims to build a more secured and more intelligent logistics park.

Vehicle Management

Personnel Management



Site Management

Goods Management

Personnel Management

Protect Visitors and Staff While Preventing Property Loss



**4 MP DeepinView
Bullet Camera**

iDS-2CD7A46G0-IZHS

Protective helmet



Eye wear



VIS clothes



Protective boots



Dust mask



Ear plugs



Safety gloves



Helmet Detection

PPE stands for Personal Protective Equipment – protective-wear that ensures worker safety. Hikvision now offers intelligently detection of helmets or other PPE.

For example, the embedded helmet detection can notify relevant personnel if a worker is found not wearing one where required. This helps to improve the safety level without requiring extra manpower to oversee.

Access Management for Warehouses



Entering and Exiting Warehouses During Rush Hours


Workers usually wear gloves and/or carry merchandise, making it difficult to use authentication methods that require physical contact. Additionally, clocking in and out is time-consuming with large numbers of workers. If a card-based authentication is used, there is also the problem of fake attendance records.

Face recognition terminals now make access authentication accurate, efficient, hygienic, and impossible to counterfeit.



**MinMoe
Face Recognition
Terminal**

DS-K1T671TM-3XF



Quick and Easy Movement Throughout the Warehouse

In the warehouse areas, forklifts and other equipment constantly pass from one zone to another. Face recognition terminals offer a smooth and convenient way to access various areas, for example, through a roller shutter door, without having to have workers get down from the cart.

DeepinMind NVR

iDS-9632NXI-I8
DS-2CD7546G0-IZ(H)SY



Vehicle Management


Improve Efficiency for the Loading Process and Standardize Driving Behaviors



**4 MP DeepinView
Bullet Camera
IDS-2CD7A46G0**

Warehouse Dock Management

Many dock platforms face various efficiency challenges, such as how to best arrange the entire workflow from truck entry to cargo pickup, how to allocate resources so that dock platforms are operating efficiently, and more. With Hikvision's digital dock platform, all of these questions are conveniently solved through an automated workflow.



Step 1: Registration

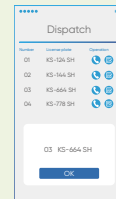
Register vehicle information by scanning a QR code and accessing the registration site or at the security booth

Queue Display

AF Company	AF Company	SF Company	CF Company	CF Company
01 AS-102 SH Waiting	02 AS-104 SH Waiting	03 AS-105 SH Waiting	04 AS-106 SH Waiting	05 AS-107 SH Waiting
06 AS-108 SH Waiting	07 AS-109 SH Waiting	08 AS-110 SH Waiting	09 AS-111 SH Waiting	10 AS-112 SH Waiting
11 AS-113 SH Waiting	12 AS-114 SH Waiting	13 AS-115 SH Waiting	14 AS-116 SH Waiting	15 AS-117 SH Waiting
16 AS-118 SH Waiting	17 AS-119 SH Waiting	18 AS-120 SH Waiting	19 AS-121 SH Waiting	20 AS-122 SH Waiting

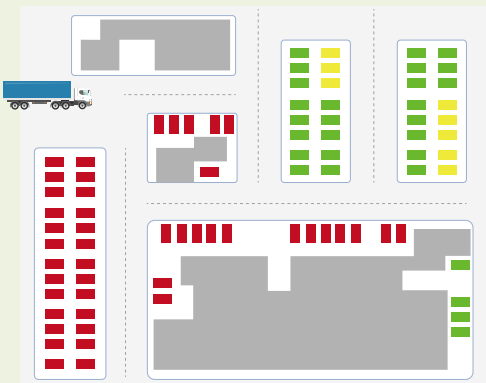
Step 2: Queuing

Vehicles inside the park will queue for loading/unloading. The queuing process is displayed on the outdoor LED screen.



Step 3: Dock Platform Management

A Dock platform camera will detect and recognize each platform's status and record truck information. Staff can then use the app to call the truck to a platform.



Visual Display of the Platform Status in Real Time

1. Platform Status Indicator

Each color represents a platform status. For example, a red icon and license plate will be shown for platforms that are currently busy. If a vehicle parks at the wrong platform, the icon will be yellow; and if the platform is empty, a green indicator will be shown.

2. View Operation Status Remotely

Click the platform icon on the canvas to play back videos on that platform

On-Site Driving Regulations and Management

As most of the daily routines within a logistics park are completed using vehicles, it is important to ensure road safety within the area. The Hikvision Solution offers tools for:

- Vehicle speed control
- Illegal parking

4 MP DarkFighter Traffic Network Speed Dome
iDS-2VS435-F836



Check Point Camera / Radar
iDS-TCV900
DS-TD10N-1



Entrance & Exit Control

Hikvision offers convenient and efficient entrance & exit control for industrial parks and fulfillment centers with or without a security booth at the gate.

Pre-registered vehicles can pass efficiently via automatic license plate recognition. Visitor vehicles can also conveniently log in at a security booth or remotely using a video intercom device.



4 MP ANPR Bullet Camera
iDS-TCM403-A

Registered Vehicles

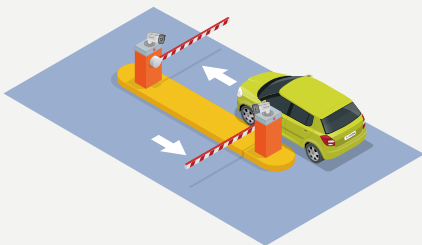


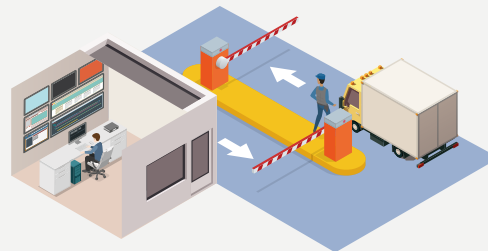
Plate recognition (ANPR Solution)

Auto-open barrier

Plate recognition

Open barrier

Visiting Vehicles



Security guards check in the control room

Registers in the toll manually

Records the vehicle information

Auto-open barrier

Plate recognition

Open barrier

Site Management

Reliably Record and Safely Store All Operations



Thermal Network Bullet Camera
DS-2TD2137-25V1

Perimeter Protection

When dealing with large areas that suffer from low illumination, using a thermal camera can provide clear video – even in zero-light environments.

For areas that require higher-level security protection, the combination of radar and dome camera brings both accurate radar and clear visuals together. The link between the two – radar accuracy and dome camera clarity – allows you to easily track any suspicious movements.

Scenario 1

Low light and long distance



Scenario 2

Areas with high security requirements



Intelligent and Efficient Security Patrol

On-site Patrols

Phase 1

The traditional on-site patrol methods suffer from several downsides:

- More manpower required
- Low efficiency as all the sites are checked manually
- Potentially dangerous for security to patrol areas with hazardous materials

Remote Patrols

Phase 2

Remote patrols are safer and more efficient. Security or other managers can visually check all sites using high-definition cameras based on patrol schedules. Users can also enjoy the benefit of remote patrols with their existing security system.

If an event is captured during a patrol, security guard receives notification and makes needed improvements.

Product line

Fire Exit

Storage Area

Inside of Lab

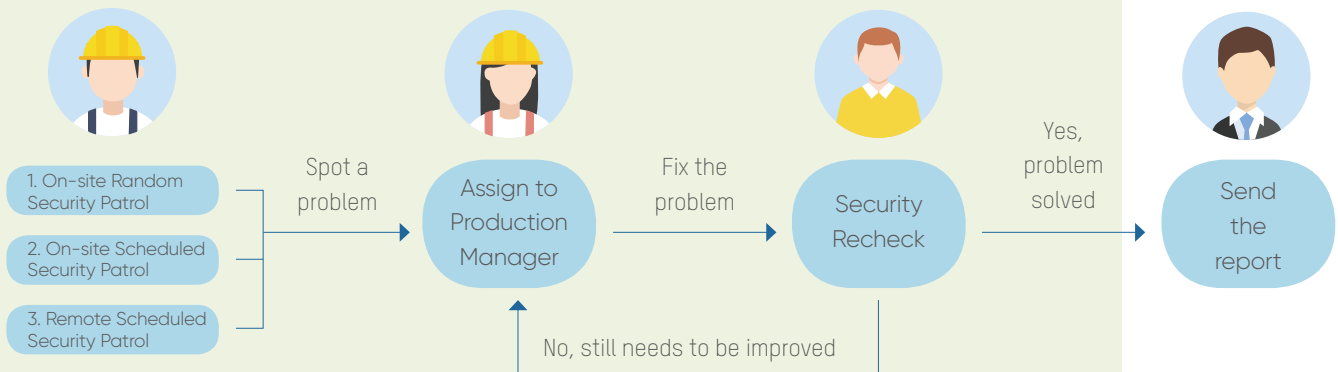
Vehicle Orbit

Vehicle Speed

Blacklist Vehicles

Illegal Parking

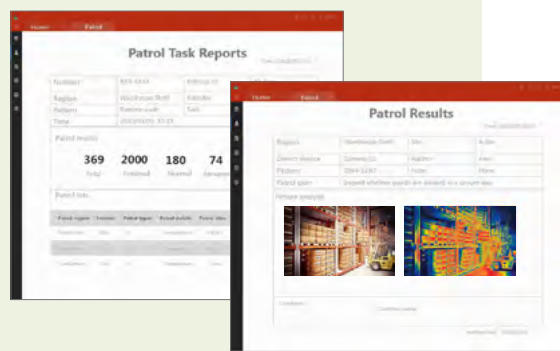
Workflow for the patrol and improvement process



Reports for security manager and production manager



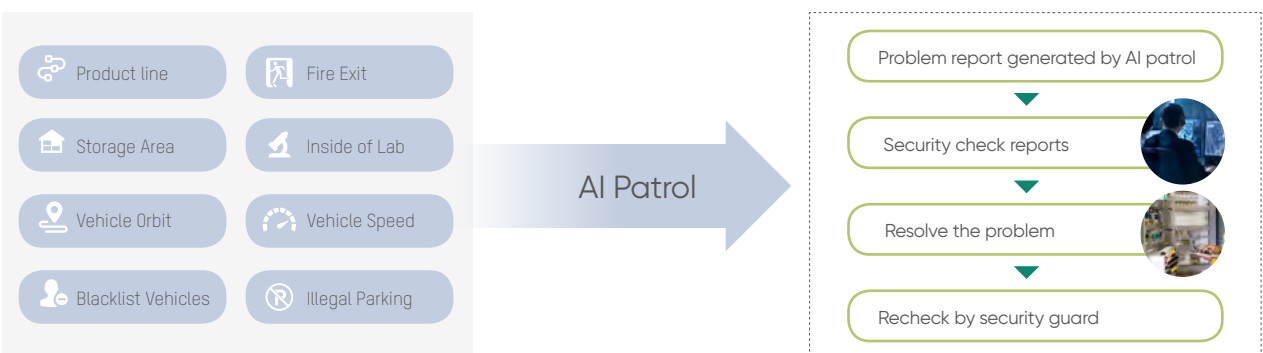
Comprehensive reports include all patrol tasks and process for security manager.



Reports detail each task for the production manager, who is responsible for resolving problems.

Phase 3 AI Patrols

Artificial Intelligence Patrols add intelligence on top of remote methods – now security staff and managers do not have to manually check all video footage. The AI patrol will identify a problem when a captured image triggers pre-set rules. In the past, a security guard had to check images for all patrol locations. However, with AI patrol, only those that have an issue will be sent to security, vastly reducing labor cost. Security can then resolve that specific problem. AI patrols reduce manpower and offer a more intelligent way to quickly respond to any problem.



Goods Management

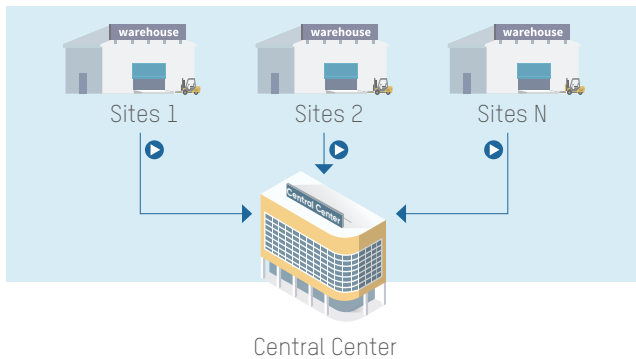
Quickly Locate any Problem with this Visualized, Trackable Process

Visualized Parcel Tracking

01 Scenario
Merchandise Flow Across Multiple Sites

Requirements

In e-commerce businesses, for example, warehouse service providers often struggle to quickly clarify who is responsible for loss or damage and can be charged enormous penalties.



02 Scenario
Goods Flow in one Warehouse

Requirements

With expensive or fragile merchandise, warehouse owners need to clarify responsible parties and procedures in each part of the process.



Warehouse Type A | Fulfillment Center

Key Feature: Flexible Deployment



● Scanning Unit ●

Smart Coding Reader
MV-ID6089M-00C-NNG

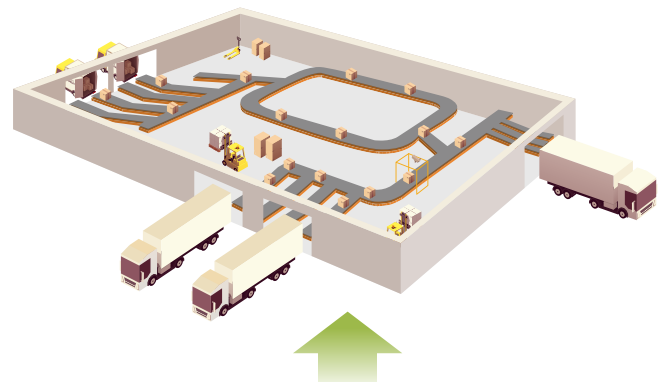
Indoor Monitoring Camera
DS-2CD5126G0-IZS



Indoor Monitoring Camera
DS-2CD5126G0-IZS

Third-Party Scanner

● Scanning Unit ●

Warehouse Type B | Dispatch Center

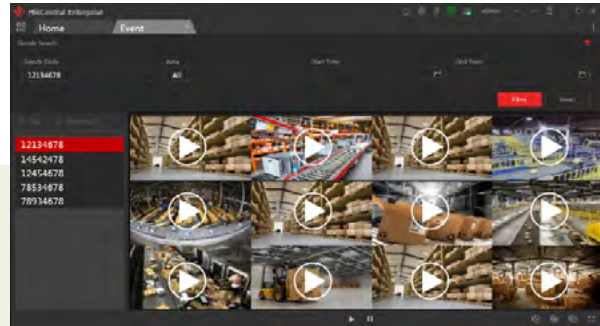
Key Feature: With Conveyor Belt, High Speed Processing



Step

1

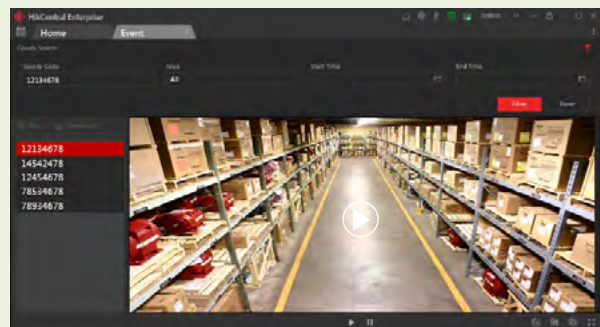
Enter Parcel ID



Step

2

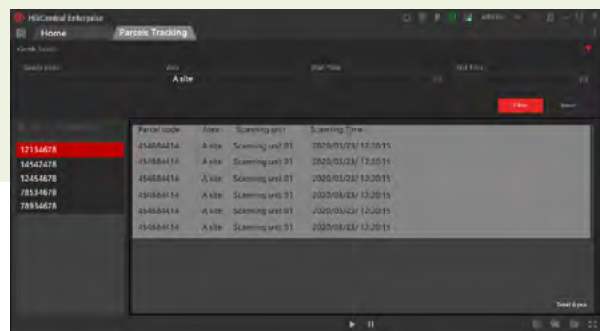
Search & Download Video



Step

3

Report for Daily Inventory



Warehouse Fire Prevention

Flammable materials threaten warehouses and the often large amount of stored goods. In the past, security teams only received reminders after a fire. But by then, immense losses have already occurred.

With thermal cameras and smoke detectors, Hikvision offers a preemptive solution that helps to identify potential risks before disaster, making fire prevention smarter and more effective.



Command Center

Intuitive and Comprehensive Dashboard

With the 3D image of your logistics park at the center of the dashboard, you will see all operational data and activity in one place. Whether you're looking for statistics on operations, security, or employee performance, this dashboard has it all!



AR Command Center

This AR command center is an efficient tool for you to quickly access real-time video feed for different areas - simply click on the tag to switch view window.



24 MP 270° Panoramic and PTZ Camera
DS-2DP2427ZIXS-DE/440/T2



HIKVISION®**Headquarters**

No.555 Qianmo Road, Binjiang District,
Hangzhou 310051, China
T +86-571-8807-5998
overseasbusiness@hikvision.com

Hikvision USA
T +1-909-895-0400
sales.usa@hikvision.com

Hikvision Europe
T +31-23-5542770
sales.eu@hikvision.com

Hikvision UK & Ireland
T +01628-902140
sales.uk@hikvision.com

Hikvision UAE
T +971-4-4432090
salesme@hikvision.com

Hikvision Russia
T +7-495-669-67-99
saleru@hikvision.com

Hikvision Australia
T +61-2-8599-4233
salesau@hikvision.com

Hikvision Italy
T +39-0438-6902
info.it@hikvision.com

Hikvision South Africa
Tel: +27 (10) 0351172
sale.africa@hikvision.com

Hikvision Singapore
T +65-6684-4718
sg@hikvision.com

Hikvision Korea
T +82-(0)31-731-8817
sales.korea@hikvision.com

Hikvision India
T +91-22-28469900
sales@pramahikvision.com

Hikvision Brazil
T +55 11 3318-0050
Latam.support@hikvision.com

Hikvision France
T +33(0)1-85-330-450
info.fr@hikvision.com

Hikvision Spain
T +34-91-737-16-55
info.es@hikvision.com

Hikvision Poland
T +48-22-460-01-50
info.pl@hikvision.com

Hikvision Canada
T +1-866-200-6690
sales.canada@hikvision.com

Hikvision Turkey
T +90 (216)521 7070- 7074
sales.tr@hikvision.com

Hikvision Kazakhstan
T +7-727-9730667
nikia.panfilov@hikvision.ru

Hikvision Tashkent
T +99-87-1238-9438
uzb@hikvision.ru

Hikvision Indonesia
T +62-21-2933759
Sales.Indonesia@hikvision.com

Hikvision Thailand
T +662-275-9949
sales.thailand@hikvision.com

Hikvision Malaysia
T +601-7652-2413
sales.my@hikvision.com

Hikvision Vietnam
T +84-974270888
sales.vt@hikvision.com

Hikvision Hong Kong
T +852-2151-7161
info.hk@hikvision.com

Hikvision Colombia
sales.colombia@hikvision.com

Hikvision Romania
marketing.ro@hikvision.com

REDUCING RISKS AND INCREASING EFFICIENCY WITH EASE LOGISTICS PARK SOLUTION

HIKVISION

Follow us on social media to get the latest product and solution information



HikvisionHQ



Hikvision



HikvisionHQ



Hikvision_Global



hikvisionhq



Hikvision_Corporate Channel

